

**TODAY'S MARKET REVIEW**

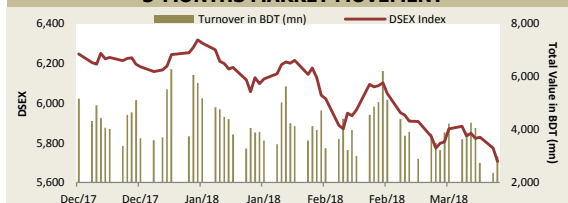
The premier bourse of the country witnessed sharp fall today and lost 122.4 points in last two sessions in its prime index amid shaky investors' confidence. The free fall started from the beginning of the session and continued till the end. Most of the investors opted for liquidating their position amid ongoing liquidity crisis in the banking sector and tempestuous capital market behavior. Engineering, bank, financial institution, fuel & power and pharma sectors observed most selling pressure. Top gainers list was dominated by small cap stocks while top losers list was dominated by "Z" category stocks. Total turnover increased by 26% over the previous session. At the day's end, the DSEX, DSES and DS30 lost 67.8 points, 13.0 points and 18.7 points respectively to their previous day's level.

All the sectors witnessed correction today. Among the major sectors based on market capitalization – engineering (-1.7%), bank (-1.6%), financial institution (-1.4%), fuel & power (-0.9%), pharmaceutical (-0.7%) and telecom (-0.6%) sectors witnessed price correction in the day's session. The investors' activity was mostly centered on bank (15.4%), engineering (15.1%) and textile (11.6%) sectors while MONNOCERA (6.8%), GP (5.5%) and SINGERBD (3.5%) led the scrip wise turnover board today.

The port city bourse, CSE decreased by 228.42 points in its broad based index – CASPI

**TODAY'S MARKET SUMMARY**

	Today	Yesterday	Change	%
DSEX	5,706	5,773	(67.8)	-1.2%
DS30	2,107	2,126	(18.7)	-0.9%
DSES	1,351	1,364	(13.0)	-1.0%
Market Cap (BDT bn)	3,999	4,035	(36.4)	-0.9%
Turnover (BDT mn)	2,982	2,367	615.1	26%
Volume (mn)	82	65	17.1	27%
No of Issues Advanced	120	120		
No of Issues Declined	162	162		
Issues Unchanged	52	52		
Market Trailing P/E	16.9	17.1		
Market Forward P/E	16.4	16.6		

**3-MONTHS MARKET MOVEMENT**

**DSE NEWS IN BRIEF**

**DSSL:** Mr. Mostafa Quamrus Sobhan, one of the Sponsors Directors of the Company, has expressed his intention to sell 20,00,000 shares (Bonus Shares) out of his total holding of 3,12,23,185 shares of the Company at prevailing market price (in the Public Market) through Stock Exchange (DSE) within next 30 working days.

**UPCOMING DIVIDENDS/ RIGHTS OFFERINGS**

Ticker	Record Date	Date of AGM	Declaration
DUTCHBANGL	14.03.2018	29.03.2018	30%C
RELIANCINS	12.03.2018	31.03.2018	15%C & 10%B
UNITEDFIN	18.03.2018	26.04.2018	10%C & 5% B
LINDEBD	20.03.2018	26.04.2018	340%C
GLAXOSMITH	21.03.2018	19.04.2018	550%C
BATBC	27.03.2018	17.04.2018	600%
NITOLINS	29.03.2018	08.05.2018	14%B
DBH	29.03.2019	26.04.2018	30%C
VAMLRBBF	29.03.2020	-	12%C

**TODAY'S WORLD STOCK INDICES**

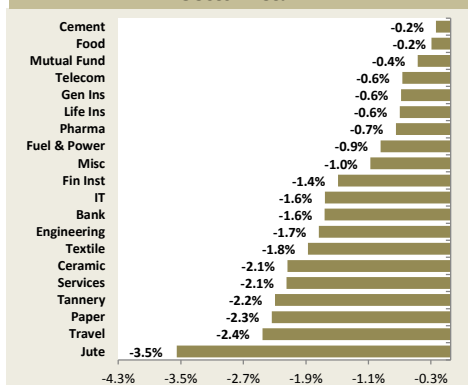
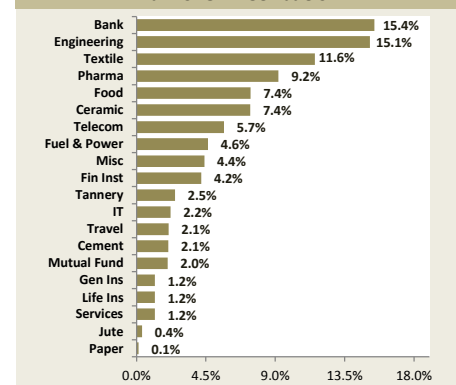
	Value	Change	% Change
DJIA (USA)	25,335.74	440.53	1.77%
FTSE 100 (UK)	7,217.44	-7.07	-0.10%
SENSEX (India)	33,802.42	495.28	1.49%
STI (Singapore)	3,540.19	54.62	1.57%
Nikkei 225 (Japan)	21,824.03	354.83	1.65%

Website: [www.ilsbd.com](http://www.ilsbd.com)

E-mail: [securities@ilsbd.com](mailto:securities@ilsbd.com)

**TODAY'S SECTOR MOVEMENT**

Sector	Return	Turnover	% Turnover	% of M.Cap	Trailing P/E	Forward P/E	Price/BV
Bank	-1.6%	617.4	15.2%	18.0%	9.3	9.9	1.0
Cement	-0.2%	52.6	1.3%	3.5%	22.0	52.0	3.3
Ceramic	-2.1%	136.2	3.4%	0.8%	27.0	21.9	1.8
Engineering	-1.7%	743.1	18.3%	5.5%	21.3	19.0	1.7
Financial Institutions	-2.1%	162.4	4.0%	6.1%	16.6	14.5	1.7
Food & Allied	-0.2%	280.2	6.9%	8.4%	29.1	27.9	7.7
Fuel & Power	-0.9%	142.3	3.5%	10.4%	12.3	11.5	1.5
General Insurance	-0.6%	22.3	0.5%	1.2%	13.3	11.8	0.9
IT	-1.6%	80.8	2.0%	0.4%	24.3	20.1	2.1
Jute	-3.5%	14.8	0.4%	0.1%	116.2	637.0	2.2
Life Insurance	-0.6%	27.0	0.7%	1.4%	n/a	n/a	n/a
Miscellaneous	-1.0%	243.0	6.0%	2.7%	21.3	26.0	1.1
Mutual Fund	-0.4%	59.9	1.5%	1.2%	9.2	10.8	25.3
Paper & Printing	-2.3%	1.1	0.0%	0.1%	n/a	n/a	1.2
Pharma. & Chemicals	-0.7%	512.2	12.6%	15.7%	21.5	19.3	2.9
Services & Real Estate	-2.1%	46.0	1.1%	0.6%	16.6	16.9	1.2
Tannery	-2.2%	107.8	2.7%	0.8%	19.2	17.1	2.7
Telecommunication	-0.6%	145.1	3.6%	19.3%	29.2	24.3	16.2
Textile	-1.8%	545.2	13.4%	3.2%	17.2	15.9	0.9
Travel & Leisure	-2.4%	118.1	2.9%	0.7%	39.6	29.8	0.7

**Sector Return**

**Turnover Distribution**

**TOP GAINERS**

Ticker	Price	Change**	Forward P/E*
ICBAMCL2ND	8.1	3.8%	13.5
APEXFOODS	214.8	3.7%	132.6
STANDARINS	31.1	2.6%	17.4
UNITEDAIR	5.0	2.0%	n/a
FAREASTLIF	75.3	1.9%	n/a
EASTLAND	22.4	1.8%	14.2
IFIC1STMF	6.0	1.7%	18.8
REPUBLIC	30.4	1.7%	15.1
STANCERAM	115.6	1.7%	n/a
PRIMELIFE	48.8	1.7%	n/a

**TOP LOSERS**

Ticker	Price	Change**	Forward P/E*
SONARGAON	21.4	-9.7%	n/a
MONNOCERA	135.3	-8.9%	40.0
MEGHNAPET	25.5	-8.6%	n/a
SHYAMPUSG	57.4	-7.9%	n/a
DULAMIACOT	43.1	-7.3%	n/a
BXSYNTH	11.5	-7.3%	n/a
MEGCONMILK	32.0	-7.0%	n/a
ALLTEX	11.7	-6.4%	n/a
ISNLTD	23.6	-6.0%	n/a
IMAMBUTTON	35.1	-5.9%	n/a

**TOP TURNOVER° (BDT mn)**

Ticker	Price	Turnover	% Turnover
MONNOCERA	135.3	203.5	6.8%
GP	482.2	164.2	5.5%
SINGERBD	183.4	104.5	3.5%
BRACBANK	90.4	92.3	3.1%
DSSL	19.5	68.6	2.3%
CITYBANK	36.0	66.2	2.2%
SQRPHARMA	313.6	57.5	1.9%
APEXFOODS	214.8	56.2	1.9%
MERCANBANK	20.3	53.2	1.8%
UNIQUEHRL	57.9	52.8	1.8%

**TOP MKT CAP (BDT mn)**

Ticker	Price	M. Cap	% M.Cap
GP	482.2	651,115	18.9%
SQRPHARMA	313.6	231,246	6.7%
BATBC	3,500.1	210,006	6.1%
ICB	133.6	88,771	2.6%
RENATA	1,252.1	87,686	2.5%
BRACBANK	90.4	79,348	2.3%
LHBL	57.7	67,011	1.9%
UPGDCL	158.7	63,359	1.8%
OLYMPIC	267.9	53,564	1.6%
BERGERPBL	2,138.6	49,592	1.4%

Source: DSE, <http://www.dsebd.org>; <http://www.bloomberg.com>; ILSL Research Team

\* Based on current outstanding no. of shares; \*\*No. of shares adjusted on record date; °Turnover includes block trade

**Disclaimer:** This document has been prepared by International Leasing Securities Limited (ILSL) for information only of its clients on the basis of the publicly available information in the market and own research. This document has been prepared for information purpose only and does not solicit any action based on the material contained herein and should not be construed as an offer or solicitation to buy or sell or subscribe to any security. Neither ILSL nor any of its directors, shareholders, member of the management or employee represents or warrants expressly or impliedly that the information or data of the sources used in the documents are genuine, accurate, complete, authentic and correct. However all reasonable care has been taken to ensure the accuracy of the contents of this document. ILSL will not take any responsibility for any decisions made by investors based on the information herein.